

SRI SIDDHARTHA DENTAL COLLEGE AND HOSPITAL

AGALAKOTE, B.H.ROAD, TUMKUR-572107, KARNATAKA.

Recognized by Dental Council of India, NEW DELHI

A Constituent College of Sri Siddhartha Academy of Higher Education (Deemed-to-be-university) Accredited 'A' Grade by NAAC

Phone No: / Fax No: 0816-2275536

Web: www.ssdctumkur.org

Email: ssdctumkur@gmail.com

Department of Oral Medicine and Radiology


PROBLEM BASED LEARNING: 2019-2020

CIRCULAR

Problem based learning on the following topics are available from department of Oral medicine and Radiology. Enrolment to be done two days prior to the programme date. Program will be conducted on FIRST FRIDAY of designated months between 2.00 pm to 3.00 pm.

Topics:

TOPIC	MONTH
1. Oral premalignancies & Squamous cell carcinoma –Case 1	JULY
2. Oral premalignancies & Squamous cell carcinoma –Case 2	AUGUST
3. Oral premalignancies & Squamous cell carcinoma –Case 3	SEPTEMBER
4. Oral premalignancies & Squamous cell carcinoma –Case 4	OCTOBER
5. Oral premalignancies & Squamous cell carcinoma –Case 5	NOVEMBER
6. Space infection –case 6	DECEMBER


Signature of the HOD

PROF & HEAD
Dept. of Oral Medicine & Radiology
SSDC, Tumkur

SRI SIDDHARTHA DENTAL COLLEGE AND HOSPITAL

AGALAKOTE, B.H.ROAD, TUMKUR-572107, KARNATAKA.

Recognized by Dental Council of India, NEW DELHI

A Constituent College of Sri Siddhartha Academy of Higher Education (Deemed-to-be-university) Accredited 'A' Grade by NAAC


Phone No: / Fax No: 0816-2275536


Web: www.ssdctumkur.org

Email: ssdctumkur@gmail.com

Department of Oral Medicine and Radiology Problem based learning- 2019-2020


Topic	Month & Date	Resource person
Oral premalignancies & Squamous cell carcinoma –Case1	July 5/7/2019	Dr Suchetha DN


Resource Person
Dr. Suchetha DN


HOD
Dr. Suhas S
PROF & HEAD
Dent. of Oral Medicine & Radiology
SSDC, Tumkur

Attendance list

Sl. no	Register number	Name of the student
1	15SD1001	AISHWARYA DEO
2	15SD1002	AKSHAY SUBASH
3	15SD1003	ANN MARY VARGHESE
4	15SD1004	ARMEENA KHANUM
5	15SD1005	ASHISH SUBHASH
6	15SD1006	RANESHKUMAR SINGH
7	15SD1007	AVI NITINKUMAR PATEL
8	15SD1008	BENEZER RAPSANG
9	15SD1009	V. CHANDRODHAYAM
10	15SD1010	DIVEIYA
11	15SD1011	ELDHO RAJU
12	15SD1012	JOEL PHILIP GEORGE
13	15SD1013	K.P SHAZIA
14	15SD1014	KASARANENI PRENEETA
15	15SD1015	KOMMURI DAKSHAYANI
16	15SD1016	KRISHNA GAYATHRY. S
17	15SD1017	LAAVENAA
18	15SD1018	LALANA.D.N
19	15SD1019	LAMBAAYUM BIKRAMJIT
20	15SD1020	M. DARSHINI
21	15SD1021	MARYAM AKHTAR
22	15SD1022	MEGHA SHAJU
23	15SD1023	MISBAHATUL ILM
24	15SD1024	NADENDLA MANEESHA
25	15SD1025	NISHTHA SINGH
26	15SD1026	POOJA SINGH


Signature of the HOD

PROF & HEAD
Dent. of Oral Medicine & Radiology
SSDC, Tumkur

SRI SIDDHARTHA DENTAL COLLEGE AND HOSPITAL

AGALAKOTE, B.H.ROAD, TUMKUR-572107, KARNATAKA.

Recognized by Dental Council of India, NEW DELHI

A Constituent College of Sri Siddhartha Academy of Higher Education (Deemed-to-be-university) Accredited 'A' Grade by NAAC

Phone No: / Fax No: 0816-2275536

Web: www.ssdctumkur.org

Email: ssdctumkur@gmail.com

Department of Oral Medicine and Radiology Problem based learning- 2019-2020

Topic	Month & Date	Resource person
Oral premalignancies & Squamous cell carcinoma – Case 2	August 2/8/2019	Dr Mahalakshmi S

M Mahalakshmi

Resource person

Dr S Mahalakshmi

HOD

Suhas S
Dr Suhas S

Attendance List

*PROF & HEAD
Dept. of Oral Medicine & Radiology
SSDC, Tumkur

Sl. no	Register number	Name of the student
1	15SD1001	AISHWARYA DEO
2	15SD1002	AKSHAY SUBASH
3	15SD1003	ANN MARY VARGHESE
4	15SD1004	ARMEENA KHANUM
5	15SD1005	ASHISH SUBHASH
6	15SD1006	RANESHKUMAR SINGH
7	15SD1007	AVI NITINKUMAR PATEL
8	15SD1008	BENEZER RAPSANG
9	15SD1009	V. CHANDRODHAYAM
10	15SD1010	DIVEIYA
11	15SD1011	ELDHO RAJU
12	15SD1012	JOEL PHILIP GEORGE
13	15SD1013	K.P SHAZIA
14	15SD1014	KASARANENI PRENEETA
15	15SD1015	KOMMURI DAKSHAYANI
16	15SD1016	KRISHNA GAYATHRY. S
17	15SD1017	LAAVENAA
18	15SD1018	LALANA.D.N
19	15SD1019	LAMBAA YUM BIKRAMJIT

Suhas S
Signature of the HOD

*PROF & HEAD
Dept. of Oral Medicine & Radiology
SSDC, Tumkur

SRI SIDDHARTHA DENTAL COLLEGE AND HOSPITAL

AGALAKOTE, B.H.ROAD, TUMKUR-572107, KARNATAKA.

Recognized by Dental Council of India, NEW DELHI

A Constituent College of Sri Siddhartha Academy of Higher Education (Deemed-to-be-university) Accredited 'A' Grade by NAAC

Phone No: / Fax No: 0816-2275536


Web: www.ssdctumkur.org

Email: ssdctumkur@gmail.com

Department of Oral Medicine and Radiology Problem based learning- 2019-2020

Topic	Month & Date	Resource person
Oral premalignancy and carcinoma – Case 3	September 6/9/2019	Dr Jayadev S


Resource Person
Dr. Jayadev S


HOD
Dr. Suhas S

PROF & HEAD
Dept. of Oral Medicine & Radiology
SSDC, Tumkur

Attendance list

Sl. no	Register number	Name of the student
1	15SD1001	AISHWARYA DEO
2	15SD1002	AKSHAY SUBASH
3	15SD1003	ANN MARY VARGHESE
4	15SD1004	ARMEENA KHANUM
5	15SD1005	ASHISH SUBHASH
6	15SD1006	ATHOKPAM RANESHKUMAR SINGH
7	15SD1007	AVI NITINKUMAR PATEL
8	15SD1008	BENEZER RAPSANG
9	15SD1009	V. CHANDRODHAYAM
10	15SD1010	DIVEIYA
11	15SD1011	ELDHO RAJU
12	15SD1012	JOEL PHILIP GEORGE


Signature of the HOD
PROF & HEAD
Dept. of Oral Medicine & Radiology
SSDC, Tumkur

SRI SIDDHARTHA DENTAL COLLEGE AND HOSPITAL

AGALAKOTE, B.H.ROAD, TUMKUR-572107, KARNATAKA.

Recognized by Dental Council of India, NEW DELHI

A Constituent College of Sri Siddhartha Academy of Higher Education (Deemed-to-be-university) Accredited 'A' Grade by NAAC

Phone No: / Fax No: 0816-2275536

Web: www.ssdcumkur.org

Email: ssdcumkur@gmail.com

Department of Oral Medicine and Radiology Problem based learning- 2019-2020


Topic	Month & Date	Resource person
Oral premalignancy and carcinoma – Case 4	October 4/10/2019	Dr Suhas S



Resource person

Dr Suhas S

Attendance list

Sl. no	Register number	Name of the student
1	15SD1001	AISHWARYA DEO
2	15SD1002	AKSHAY SUBASH
3	15SD1003	ANN MARY VARGHESE
4	15SD1004	ARMEENA KHANUM
5	15SD1005	ASHISH SUBHASH
6	15SD1006	ATHOKPAM RANESHKUMAR SINGH
7	15SD1007	AVI NITINKUMAR PATEL
8	15SD1008	BENEZER RAPSANG
9	15SD1009	V. CHANDRODHAYAM
10	15SD1010	DIVEIYA
11	15SD1011	ELDHO RAJU
12	15SD1012	JOEL PHILIP GEORGE
13	15SD1013	K.P SHAZIA
14	15SD1014	KASARANENI PRENEETA


HOD
Dr Suhas S
PROF & HEAD
Dept. of Oral Medicine & Radiology
SSDC, Tumkur


Signature of the HOD
PROF & HEAD
Dept. of Oral Medicine & Radiology
SSDC, Tumkur

SRI SIDDHARTHA DENTAL COLLEGE AND HOSPITAL

AGALAKOTE, B.H.ROAD, TUMKUR-572107, KARNATAKA.

Recognized by Dental Council of India, NEW DELHI

A Constituent College of Sri Siddhartha Academy of Higher Education (Deemed-to-be-university) Accredited 'A' Grade by NAAC

Phone No: / Fax No: 0816-2275536

Web: www.ssdtumkur.org

Email: ssdtumkur@gmail.com

Department of Oral Medicine and Radiology Problem based learning- 2019-2020

Topic	Month & Date	Resource person
Oral premalignancy and carcinoma – Case 5	November 1/11/2019	Dr Suchetha DN


Resource person

Dr Suchetha DN


HOD

Dr Suhas S

Attendance Sheet

PROF & HEAD
Dept. of Oral Medicine & Radiology
SSDC, Tumkur

Sl. no	Register number	Name of the student
1	15SD1001	AISHWARYA DEO
2	15SD1002	AKSHAY SUBASH
3	15SD1003	ANN MARY VARGHESE
4	15SD1004	ARMEENA KHANUM
5	15SD1005	ASHISH SUBHASH
6	15SD1006	RANESHKUMAR SINGH
7	15SD1007	AVI NITINKUMAR PATEL
8	15SD1008	BENEZER RAPSANG
9	15SD1009	V. CHANDRODHAYAM
10	15SD1010	DIVEIYA
11	15SD1011	ELDHO RAJU
12	15SD1012	JOEL PHILIP GEORGE
13	15SD1013	K.P SHAZIA
14	15SD1014	KASARANENI PRENEETA
15	15SD1015	KOMMURI DAKSHAYANI
16	15SD1016	KRISHNA GAYATHRY. S
17	15SD1017	LAAVENAA
18	15SD1018	LALANA.D.N
19	15SD1019	LAMBAAYUM BIKRAMJIT


Signature of the HOD

PROF & HEAD
Dept. of Oral Medicine & Radiology
SSDC, Tumkur

SRI SIDDHARTHA DENTAL COLLEGE AND HOSPITAL

AGALAKOTE, B.H.ROAD, TUMKUR-572107, KARNATAKA.

Recognized by Dental Council of India, NEW DELHI

A Constituent College of Sri Siddhartha Academy of Higher Education (Deemed-to-be-university) Accredited 'A' Grade by NAAC

Phone No: / Fax No: 0816-2275536

Web: www.ssdctumkur.org

Email: ssdctumkur@gmail.com

Department of Oral Medicine and Radiology Problem based learning- 2019-2020

Topic	Month & Date	Resource person
Space infection – Case 6	December 6/12/2019	Dr Mahalakshmi S

Mehalakshmi

Resource person

Dr Mahalakshmi S

HOD *Sw*

Dr Suhas S
PROF & HEAD

Dept. of Oral Medicine & Radiology
SSDC, Tumkur

Attendance Sheet

Sl. no	Register number	Name of the student
1	15SD1001	AISHWARYA DEO
2	15SD1002	AKSHAY SUBASH
3	15SD1003	ANN MARY VARGHESE
4	15SD1004	ARMEENA KHANUM
5	15SD1005	ASHISH SUBHASH
6	15SD1006	RANESHKUMAR SINGH
7	15SD1007	AVI NITINKUMAR PATEL
8	15SD1008	BENEZER RAPSANG
9	15SD1009	V. CHANDRODHAYAM
10	15SD1010	DIVEIYA
11	15SD1011	ELDHO RAJU
12	15SD1012	JOEL PHILIP GEORGE
13	15SD1013	K.P SHAZIA
14	15SD1014	KASARANENI PRENEETA
15	15SD1015	KOMMURI DAKSHAYANI
16	15SD1016	KRISHNA GAYATHRY. S
17	15SD1017	LAAVENAA
18	15SD1018	LALANA.D.N
19	15SD1019	LAMBAA YUM BIKRAMJIT
20	15SD1020	M. DARSHINI
21	15SD1021	MARYAM AKHTAR
22	15SD1022	MEGHA SHAJU
23	15SD1023	MISBAHATUL ILM

Sw

Signature of the HOD

PROF & HEAD
Dept. of Oral Medicine & Radiology
SSDC, Tumkur

SRI SIDDHARTHA DENTAL COLLEGE AND HOSPITAL

AGALAKOTE, B.H.ROAD, TUMKUR-572107, KARNATAKA.

Recognized by Dental Council of India, NEW DELHI

A Constituent College of Sri Siddhartha Academy of Higher Education (Deemed-to-be-university) Accredited 'A' Grade by NAAC

Phone No: / Fax No: 0816-2275536

Web: www.ssdctumkur.org

Email: ssdctumkur@gmail.com

DEPARTMENT OF ORAL PATHOLOGY

PROBLEM BASED LEARNING

Report

Department of oral pathology conducted a programme on Problem based learning on 14/2/2020 at 11.30am in our department. A Case on Inflammatory cyst was discussed among students. 6 members attended the program



Incharge staff

SIGNATURE OF HOD

PROF., & H.O.D.

Dept., Of Oral Pathology & Microbiology
Sri Siddhartha Dental College
Agalakota, B.H. Road, Tumkur - 572107

Sri Siddhartha Dental College
TUMKUR.

SRI SIDDHARTHA DENTAL COLLEGE AND HOSPITAL

AGALAKOTE, B.H.ROAD, TUMKUR-572107, KARNATAKA.

Recognized by Dental Council of India. NEW DELHI

A Constituent College of Sri Siddhartha Academy of Higher Education (Deemed-to-be-university) Accredited 'A' Grade by NAAC

Phone No. / Fax No: 0816-2275536

Web: www.ssdctumkur.org

Email: ssdctumkur@gmail.com

SRI SIDDHARTHA DENTAL COLLEGE, TUMKUR-7

DEPARTMENT OF ORAL PATHOLOGY & MICROBIOLOGY

PROBLEM BASED LEARNING

TOPIC: Inflammatory cyst -14/2/20

ATTENDANCE LIST

Sl.no	Reg no	Student name
1.	17SD1016	SNEHA.C
2.	17SD1017	HARIPRIYA LAISHRAM
3.	17SD1018	VEERABOYINA JASWANTHI

SRI SIDDHARTHA DENTAL COLLEGE AND HOSPITAL

AGALAKOTE, B.H.ROAD, TUMKUR-572107, KARNATAKA.

Recognized by Dental Council of India, NEW DELHI

A Constituent College of Sri Siddhartha Academy of Higher Education (Deemed-to-be-university) Accredited 'A' Grade by NAAC

Phone No : Fax No : 0816-2275536

Web : www.ssdetumkur.org

Email : ssdetumkur@gmail.com

FEEDBACK FORM- ENRICHMENT COURSE / PBL / VALUE ADDED PROGRAM

Rating values:

a) Poor =1 b) Average=2 c) Good=3 d) Very good =4 e) Excellent=5

Please Circle the answer which most closely corresponds to your views about each statement

1. Department: *oral pathology & microbiology.*
2. Topic: *Inflammatory cyst.*

3. How well this enrichment course helped to in terms of following statements

Sl. No.	Courses	EXCELLENT	VERY GOOD	GOOD	AVERAGE	POOR
1.	Learning value (in terms of skills, concepts, knowledge, analytical abilities, broadening perspectives)					
2.	Applicability or relevance to real life situations					
3.	Depth and pace of the course content					
4.	Teaching method used					
5.	Overall rating of the enrichment/PBL course					

Any suggestions:

Thank you for your valuable feedback...

SRI SIDDHARTHA DENTAL COLLEGE AND HOSPITAL

AGALAKOTE, B.H.ROAD, TUMKUR-572107, KARNATAKA.

Recognized by Dental Council of India, NEW DELHI

A Constituent College of Sri Siddhartha Academy of Higher Education (Deemed-to-be-university) Accredited 'A' Grade by NAAC

Phone No: / Fax No: 0816-2275536

Web: www.ssdctumkur.org

Email: ssdctumkur@gmail.com

DEPARTMENT OF ORAL PATHOLOGY & MICROBIOLOGY

PBL-PROBLEM BASED LEARNING

17/1/20

FIBROMA AND ITS DIFFERENTIAL DIAGNOSIS

Participants: Group of Interns

Facilitator: Dr.LikhithaSwamy H.R, Lecturer

Problem scenario:

Patient presenting with Growth in the gingiva since many days presenting with faint pink or reddish color, firm in consistency, sessile and non-tender in nature.

Elicit for hints or history form patients

- Ask for tooth pick or pin prick trauma
- Check for presence of stains & calculus
- Check for faulty or old restoration or any sharpness in tooth structure
- Check for presence of prosthesis (RPD / CD)
- Look for the presence of nerve tissue origin

Provisional diagnosis:

1. Pyogenic Granuloma
2. Irritation fibroma
3. Peripheral ossifying fibroma
4. Neurofibroma

Co-relate with clinical finding, patient history & Histopathological feature confirmatory diagnosis to be given.



Likhitha S

[Signature]
PROF., & H.O.D.
Dept. of Oral Pathology & Microbiology
Sri Siddhartha Dental College
Agalakote, B.H. Road, Tumkur - 572107

K.A. Ashwath
Coordinator
Sri Siddhartha Dental College,
TUMKUR.

SRI SIDDHARTHA DENTAL COLLEGE AND HOSPITAL

AGALAKOTE, B.H.ROAD, TUMKUR-572107, KARNATAKA.

Recognized by Dental Council of India, NEW DELHI

A Constituent College of Sri Siddhartha Academy of Higher Education (Deemed-to-be-university) Accredited 'A' Grade by NAAC

Phone No / Fax No 0816-2275536

Web: www.ssdetumkur.org

Email: ssdetumkur@gmail.com

SRI SIDDHARTHA DENTAL COLLEGE, TUMKUR-7

DEPARTMENT OF ORAL PATHOLOGY & MICROBIOLOGY

PROBLEM BASED LEARNING

TOPIC: FIBROMA -17/1/20

ATTENDANCE LIST

Sl No	University Reg. No	Name of the student
1.	17SD1008	R. MEGHANA
2.	17SD1010	SHREYA.H.S
3.	17SD1011	SRUTHI.G
4.	17SD1012	HARSHITHA.M.R

SRI SIDDHARTHA DENTAL COLLEGE AND HOSPITAL

AGALAKOTE, B.H.ROAD, TUMKUR-572107, KARNATAKA.

Recognized by Dental Council of India, NEW DELHI

A Constituent College of Sri Siddhartha Academy of Higher Education (Deemed-to-be-university) Accredited "A" Grade by NAAC

Phone No. : Fax No. 0816-2275536

Web: www.ssdentumkur.org

Email: ssdentumkur@gmail.com

FEEDBACK FORM- ENRICHMENT COURSE / PBL / VALUE ADDED PROGRAM

Rating values:

a) Poor =1 b) Average=2 c) Good=3 d) Very good =4 e) Excellent=5

Please Circle the answer which most closely corresponds to your views about each statement

1. Department: *oral pathology & microbiology.*
2. Topic: *Fibroma*

3. How well this enrichment course helped to in terms of following statements

Sl. No.	Courses	EXCELLENT	VERY GOOD	GOOD	AVERAGE	POOR
1	Learning value (in terms of skills, concepts, knowledge, analytical abilities, broadening perspectives)	<input checked="" type="checkbox"/>				
2	Applicability or relevance to real life situations	<input checked="" type="checkbox"/>				
3	Depth and pace of the course content	<input checked="" type="checkbox"/>				
4	Teaching method used	<input checked="" type="checkbox"/>				
5	Overall rating of the enrichment/PBL course	<input checked="" type="checkbox"/>				

Any suggestions:

Thank you for your valuable feedback...

SRI SIDDHARTHA DENTAL COLLEGE AND HOSPITAL

AGALAKOTE, B.H.ROAD, TUMKUR-572107, KARNATAKA.

Recognized by Dental Council of India, NEW DELHI

A Constituent College of Sri Siddhartha Academy of Higher Education (Deemed-to-be-university) Accredited 'A' Grade by NAAC

Phone No: / Fax No: 0816-2275536

Web: www.ssdctumkur.org

Email: ssdctumkur@gmail.com

DEPARTMENT OF ORAL PATHOLOGY & MICROBIOLOGY

PBL (Problem based learning)

Participants: Group of Under-graduate Students

Date :17/12/2019

Facilitator: Dr.G.Kokila, Professor & HOD.

Module-1:

Problem scenario: A 45 year old male patient complains of pain and swelling in his upper molar region since 15 days. Clinical examination revealed grossly destructed 11. There was diffuse swelling on buccal vestibule and palatal aspect i.r.t. 25. The oral hygiene was poor. There were no other decayed or restored teeth, third molars did not erupt.

IOPA radiograph revealed periapical Radiolucency in relation to root stump of 25.

The histologic examination of the excised tissue showed capsule, connective tissue with chronic inflammation, stratified nonkeratinised epithelium, ruston bodies, cholesterol clefts.

Learning activity

- Analyze the case
- List lesions which show periapical radiolucencies

Module 2:

- Learn clinical & histologic features of lesions with periapical radiolucencies
- Rule out conditions and come to conclusion with clinical and histologic details.



In-charge staff is
[Signature]

[Signature]
PROF. & H.O.D.
Dept. of Oral Pathology & Microbiology
Dept. Sri Siddhartha Dental College
Agalakote, B.H. Road, Tumkur - 572107

K.A. Acharya
Chairperson, IOAC,
Sri Siddhartha Dental College,
TUMKUR

SRI SIDDHARTHA DENTAL COLLEGE AND HOSPITAL

AGALAKOTE, B.H.ROAD, TUMKUR-572107, KARNATAKA.

Recognized by Dental Council of India, NEW DELHI

A Constituent College of Sri Siddhartha Academy of Higher Education (Deemed-to-be-university) Accredited 'A' Grade by NAAC

Phone No: / Fax No: 0816-2275536

Web: www.ssdctumkur.org

Email: ssdctumkur@gmail.com

SRI SIDDHARTHA DENTAL COLLEGE, TUMKUR-7

DEPARTMENT OF ORAL PATHOLOGY & MICROBIOLOGY

PROBLEM BASED LEARNING

TOPIC: Periapical radioluscencies-17/12/19

ATTENDANCE LIST

Sl No	University Reg. No	Name of the student
1	17SDI002	AAYUSHI BUDHRAM BAREWAR
2	17SDI003	BHUSHAN ANKUSH GAIKWAD
3	17SDI004	HARSHITHA.D

SRI SIDDHARTHA DENTAL COLLEGE AND HOSPITAL

AGALAKOTE, B.H.ROAD, TUMKUR-572107, KARNATAKA.

Recognized by Dental Council of India, NEW DELHI

A Constituent College of Sri Siddhartha Academy of Higher Education (Deemed-to-be-university) Accredited 'A' Grade by NAAC

Phone No / Fax No: 0816-227536

Web: www.ssdetumkur.org

Email: ssdetumkur@gmail.com

FEEDBACK FORM- ENRICHMENT COURSE / PBL / VALUE ADDED PROGRAM

Rating values:

a) Poor =1 b) Average=2 c) Good=3 d) Very good =4 e) Excellent=5

Please Circle the answer which most closely corresponds to your views about each statement

1. Department: *oral pathology & microbiology.*
2. Topic: *periapical radiolucency.*

3. How well this enrichment course helped to in terms of following statements

Sl. No.	Courses	EXCELLENT	VERY GOOD	GOOD	AVERAGE	POOR
1.	Learning value (in terms of skills, concepts, knowledge, analytical abilities, broadening perspectives)	✓				
2.	Applicability or relevance to real life situations	✓				
3.	Depth and pace of the course content	✓				
4.	Teaching method used	✓				
5.	Overall rating of the enrichment/PBL course	✓				

Any suggestions:

Thank you for your valuable feedback...

SRI SIDDHARTHA DENTAL COLLEGE AND HOSPITAL

AGALAKOTE, B.H.ROAD, TUMKUR-572107, KARNATAKA.

Recognized by Dental Council of India, NEW DELHI

A Constituent College of Sri Siddhartha Academy of Higher Education (Deemed-to-be-university) Accredited 'A' Grade by NAAC

Phone No: / Fax No: 0816-2275536

Web: www.ssdctumkur.org

Email: ssdctumkur@gmail.com

Dept. Of Public Health Dentistry PROBLEM BASED LEARNING

Date: 27/7/2019

Topic: Planning for preventive programmes for children of Heggere area.

Target population: Final yr undergraduate students

Facilitator: Dr. Darshana B

Objectives:

Students should be able to

1. assess the knowledge, prevalence of dental problems among Heggere Population- situation analysis
2. Assess the availability of resources
3. Development of strategy and alternative strategies with achievable results within specified time
4. Priority assessment
5. Administration of duties and evaluation
6. Identifying constraints and path to overcome that constraint- progress evaluation
7. Evaluation of programme outcome

Groups; A group discussion was done with final yr students. Objectives were stated.

Module/s:

I. Module - Situation analysis: Students asked social determinants of health, myths, and social classes and how they are related to oral health. Accordingly they were directed to prepared closed ended questionnaire/ survey proforma to Assess KAP among Heggere population and WHO oral health survey to assess oral health needs among Heggere population. Asked them to conduct this survey on 20 members of out patient department.

Common attitude and myths enlisted and educative materials were prepared according to KAP related to oral health among heggere population.

Situation analysis - awareness of population and prevalence of oral diseases. With that how much improvement students are going to achieve with time span was discussed. Aim and objectives were enlisted.

Learning activity: Students were asked about known factors and slowly we took the discussion to their unknown factors such as situation analysis, how to conduct, methods, uses. Conducted survey among 20 pt of outpt dept. Clarified the difficult terms like obectives, aim, ananalysis

2. Module : Resource management and allocation: According to situation analysis, we looked for resource- Material, Man power and Money. Students were asked to enlist

Material: Health educative material, AV aids, Preventive materials-pit and fissures/ Topical Fluorides/ ART kit and instruments, equipments, Necessary material reuirements water, light place etc

SRI SIDDHARTHA DENTAL COLLEGE AND HOSPITAL

AGALAKOTE, B.H.ROAD, TUMKUR-572107, KARNATAKA.

Recognized by Dental Council of India, NEW DELHI

A Constituent College of Sri Siddhartha Academy of Higher Education (Deemed-to-be-university) Accredited 'A' Grade by NAAC
Phone No: / Fax No: 0816-2275536 Web: www.ssdctumkur.org Email: ssdctumkur@gmail.com

Man power: How many dental surgeons, house surgeons, final yr students, attenders participating in this

Formalities: Transportation, assistants, permissions etc

Learning activity: Students were asked about known factors - resources and discussed on how individual treatment for individual patient varies from group approach. Students were asked to write letter for permission to conduct programme, hierarchy of approach etc. Clarified the difficult terms like Resources allocation

3. Module-Strategy development with priority assessment: Students were asked to divide the needy population based on their treatment requirements - Primary, secondary and tertiary where primary will be application to other groups

Students were asked to allocate dental surgeons, students and assistants according to the requirement of primary / secondary and tertiary treatments and few for administration purpose who indeed can help where ever required

Each group and their members allotted with duties and time span to complete it.

Learning activity: Students were asked about known factors - Levels of preventions, modes of intervention. To reach goal/aim what paths / strategy they choose, if one strategy doesn't work then what is alternative path. Students were divided into four groups and they were asked to write flow chart of their team work. Clarified the difficult terms like Strategy,

4. Module-Identification of constraint: Students were asked to enumerate common constraint which can occur during or execution of treatment. And different methods to overcome these constraint. Each group will be assessed how much work has been completed at that particular time and difficulties faced by them. Clarified the difficult terms like constraints

5. Evaluation of programme outcome: Students were asked to evaluate what they enlisted as aim and objectives, were achieved or not. Clarified the difficult terms like Evaluation

Conclusion: All students actively participated in the activities and planned a preventive oral health programme among Heggere population (oral health education programme). Students have understood planning, evaluation and survey concepts through this PBL.


Head of the Department

[Dr. Bharatesh JV]

PROF., B.H.O.D.
Dept., Of Community Dentistry
Sri Siddhartha Dental College
Agalakote, B.H. Road, Tumkur - 572107


PRINCIPAL
SSDC

Chairperson,
Sri Siddhartha Dental College
TUMKUR.

SRI SIDDHARTHA DENTAL COLLEGE AND HOSPITAL

AGALAKOTE, B.H.ROAD, TUMKUR-572107, KARNATAKA.

Recognized by Dental Council of India, NEW DELHI

A Constituent College of Sri Siddhartha Academy of Higher Education (Deemed-to-be-university) Accredited 'A' Grade by NAAC


Phone No: / Fax No: 0816-2275536

Web: www.ssdctumkur.org


Email: ssdctumkur@gmail.com

ATTENDANCE SHEET

Sl. No.	Register No.	Names
1	15SD1001	Aishwarya Deo
2	15SD1003	Anna Mary V
3	15SD1004	Armeena Khanum
4	15SD1005	Ashish Subhash
5	15SD1007	Avi NK Patel
6	15SD1010	Diveiya Kajntheran
7	15SD1012	Joel Philip George
8	15SD1013	K.P Shazia
9	15SD1014	K Preneeta
10	15SD1015	K Dakshayani
11	15SD1016	Krishna Gayathry S
12	15SD1018	Lalana D N
13	15SD1019	Lambamayum Bikramjit
14	15SD1021	Maryam Akther
15	15SD1022	Megha Shaju
16	15SD1023	Misbahatul Ilm
17	15SD1025	Nishtha Singh
18	15SD1026	Pooja Singh
19	15SD1027	Saamiliswary
20	15SD1028	Shalini Surwaraji
21	15SD1030	Shashank K
22	15SD1031	Shirin Kader
23	15SD1035	Vaddineni Srinidhi
24	15SD1036	Vruna Bakhshi
25	15SD1039	Vismaya Raju PT
26	15SD1040	Yatin
27	14SD1028	Raj durai
28	13SD1024	Md. Ayaz
29	13SD1036	Sreetheepak S


Head of the Department
[Dr. Bharatesh JV]

PROF., & H.O.D.
Dept. Of Community Dentistry
Sri Siddhartha Dental College
Agalakote, B.H. Road, Tumkur 572107


PRINCIPAL
SSDC

Chairperson, IOAC,
Sri Siddhartha Dental College,
TUMKUR.

SRI SIDDHARTHA DENTAL COLLEGE AND HOSPITAL

AGALAKOTE, B.H.ROAD, TUMKUR-572107, KARNATAKA.

Recognized by Dental Council of India, NEW DELHI

A Constituent College of Sri Siddhartha Academy of Higher Education (Deemed-to-be-university) Accredited 'A' Grade by NAAC

Phone No: / Fax No: 0816-2275536

Web: www.ssdctumkur.org

Email: ssdctumkur@gmail.com

Sri Siddhartha Dental College and Hospital, Tumkur

Dept. Of Public Health Dentistry

PROBLEM BASED LEARNING- online

Date: 18/5/2019

Topic: Oral health education for given population with application of principles of health education

Target population: Final yr undergraduate students

Facilitators: Dr. Bharatesh, Dr. Mythri & Dr. Darshana

Objectives: Students should understand

1. Meaning of oral health education
2. Principles of health education

Groups: Final yr 2019-20, 20-21 supplementary batch

Module/s:

1. Module - Oral health education: Students were given school children population with topic on dental caries. Students were told to enumerate causes and prevention levels of dental caries. Benefits and meaning of oral health education was discussed

Learning activity: Making charts on dental caries for school children

2. Module - Principles of health education: Students were divided into groups with three member each. Elaborated on principles of health education. Each group was told to prepare oral health education on dental caries and prevention for school children. Each group was observed for their delivering health education and corrected them where exactly which principle of health education should be included

3. Module-3 Oral health education : whole team was told to prepare oral health education on dental caries for school children using communication aids.

Conclusion: Students actively participated in the activities and each word/principle was discussed among themselves. The last event of their oral health education with inclusion principles of health education was fruitful.

SRI SIDDHARTHA DENTAL COLLEGE AND HOSPITAL

AGALAKOTE, B.H.ROAD, TUMKUR-572107, KARNATAKA.

Recognized by Dental Council of India, NEW DELHI

A Constituent College of Sri Siddhartha Academy of Higher Education (Deemed-to-be-university) Accredited 'A' Grade by NAAC

Phone No: / Fax No: 0816-2275536

Web: www.ssdtumkur.org

Email: ssdtumkur@gmail.com

Dept. Of Public Health Dentistry

PROBLEM BASED LEARNING

Date:21/1/17

Topic: Calculation of sensitivity,specificity,positive predictive rate,negative predictive rate in a given problem.

Target population: Final Year students

Facilitator: Dr.Bharateesh.J.V, Dr.Mythri.H, Dr.Darshana.B

Objectives:

To learn to Calculate of sensitivity, specificity, positive predictive rate, negative predictive rate in a given problem.

To gain practical knowledge by working on a survey population.

Groups:

The students were divided into small groups of 3-4 each for easy interaction.

Module/s:

The students are given a survey data which will contain all the details of the population and were explained the calculation using the table as an example

Truth

	<i>Disease (number)</i>	<i>Non Disease (number)</i>	<i>Total (number)</i>
<i>Positive (number)</i>	A <i>(True Positive)</i>	B <i>(False Positive)</i>	$T_{\text{Test Positive}}$
<i>Negative (number)</i>	C <i>(False Negative)</i>	D <i>(True Negative)</i>	$T_{\text{Test Negative}}$
	T_{Disease}	$T_{\text{Non Disease}}$	Total

In this example, two columns indicate the actual condition of the subjects, diseased or non-diseased. The rows indicate the results of the test, positive or negative.

Cell A contains true positives, subjects with the disease, and positive test results. Cell D subjects do not have the disease and the test agrees.

SRI SIDDHARTHA DENTAL COLLEGE AND HOSPITAL

AGALAKOTE, B.H.ROAD, TUMKUR-572107, KARNATAKA.

Recognized by Dental Council of India, NEW DELHI

A Constituent College of Sri Siddhartha Academy of Higher Education (Deemed-to-be-university) Accredited 'A' Grade by NAAC

Phone No: / Fax No: 0816-2275536

Web: www.ssdcetumkur.org

Email: ssdcetumkur@gmail.com

A good test will have minimal numbers in cells B and C. Cell B identifies individuals without disease but for whom the test indicates 'disease'. These are false positives. Cell C has false negatives.

If these results are from a population-based study, prevalence can be calculated as follows:

Prevalence of Disease = $T_{\text{disease}} / \text{Total} \times 100$

The population used for the study influences the prevalence calculation.

Sensitivity is the probability that a test will indicate 'disease' among those with the disease:

Sensitivity: $A / (A + C) \times 100$

Specificity is the fraction of those without the disease who will have a negative test result:

Specificity: $D / (D + B) \times 100$

Sensitivity and specificity are characteristics of the test. The population does not affect the results.

A clinician and a patient have a different question: what is the chance that a person with a positive test truly has the disease? If the subject is in the first row in the table above, what is the probability of being in cell A as compared to cell B? A clinician calculates across the row as follows:

Positive Predictive Value: $A / (A + B) \times 100$


Negative Predictive Value: $D / (D + C) \times 100$

Positive and negative predictive values are influenced by the prevalence of disease in the population that is being tested. If we test in a high prevalence setting, it is more likely that persons who test positive truly have the disease than if the test is performed in a population with low prevalence.

In the next step the above example alphabets were replaced by numbers and the students were asked to calculate accordingly.

Conclusion:

The students were made to calculate the sensitivity, specificity, positive predictive rate, negative predictive rate in a given problem practically there by helping them to understand better and also know its application.


Signature of HOD
Dept. Of Community Dentistry
Sri Siddhartha Dental College
Dr. Bharateesh J.V.
Agalakote, B.H. Road, Tumkur - 572107


Signature of Principal
Chairman, ICAC
Sri Siddhartha Dental College
TUMKUR.
SSDC

SRI SIDDHARTHA DENTAL COLLEGE AND HOSPITAL

AGALAKOTE, B.H.ROAD, TUMKUR-572107, KARNATAKA.

Recognized by Dental Council of India, NEW DELHI

A Constituent College of Sri Siddhartha Academy of Higher Education (Deemed-to-be-university) Accredited 'A' Grade by NAAC

Phone No: / Fax No: 0816-2275536

Web: www.ssdctumkur.org

Email: ssdctumkur@gmail.com

SRI SIDDHARTHA DENTAL COLLEGE AND HOSPITAL, TUMKUR

FEEDBACK FORM-CDE/ WORKSHOP / FACULTY DEVELOPMENT PROGRAM / CLINICAL SKILL TRAINING PROGRAM

Please Circle the answer which most closely corresponds to your views about each statement

Department: **PHD**

Title:

1. Institution conducting programmes to enhance the competency of faculty and students
a) Strongly agree b) Agree c) Disagree d) Strongly Disagree
2. Applicability / relevance and learning values in terms of skills, concept and knowledge of the program
a) Strongly agree b) Agree c) Disagree d) Strongly Disagree
3. How periodically you need these programmes to be conducted
a) Monthly b) Quarterly c) Half yearly d) Yearly
4. These programmes are helping you to update recent trends
a) Strongly agree b) Agree c) Disagree d) Strongly Disagree
5. Overall how would you like to rate the programme;
a) Poor b) Average c) Good d) Very good e) Excellent

Suggestions (if any):

Thank you for your valuable feedback....

SRI SIDDHARTHA DENTAL COLLEGE AND HOSPITAL

AGALAKOTE, B.H. ROAD, TUMKUR-572107, KARNATAKA.

Recognized by Dental Council of India, NEW DELHI

A Constituent College of Sri Siddhartha Academy of Higher Education (Deemed-to-be-university) Accredited 'A' Grade by NAAC

Phone No: / Fax No: 0816-2275536

Web: www.ssdtumkur.org

Email: ssdtumkur@gmail.com

Date: 05/12/2019

CIRCULAR

An enrichment program is being conducted on 11/12/19 at SSDC, Tumkur by the department of Prosthodontics on the topic of '**BPS dentures – a new era in complete dentures**'. All the staff, PG students and Interns are requested to register for the above said course.



HOD

Dept of Prosthodontics

PROP. & H.O.D
Department of Prosthodontics
Crown and Bridge
SRI SIDDHARTHA DENTAL COLLEGE
AGALAKOTE, B. H. ROAD, TUMKUR-572107



Principal/IQAC Chairperson

SSDC

Chairperson, IQAC
Sri Siddhartha Dental College,
TUMKUR.

SRI SIDDHARTHA DENTAL COLLEGE AND HOSPITAL

AGALAKOTE, B.H.ROAD, TUMKUR-572107, KARNATAKA.

Recognized by Dental Council of India, NEW DELHI

A Constituent College of Sri Siddhartha Academy of Higher Education (Deemed-to-be-university) Accredited 'A' Grade by NAAC

Phone No: / Fax No: 0816-2275536

Web: www.ssdctumkur.org

Email: ssdctumkur@gmail.com

DEPARTMENT OF PROSTHODONTICS INCLUDING CROWN AND BRIDGE

REPORT OF ENRICHMENT PROGRAMME

Date: 11/12/2019

The Department of Prosthodontics, Sri Siddhartha Dental College, Tumkur under the guidance of Academy of continuing education programme, had organized a enrichment program on "BPS Dentures - a new era in complete dentures" on 11/12/2019



A total of 15 students had registered for the programme. All the students attended the program.

K. K. K.
HOD

Dept. of Prosthodontics

PROF. & H.O.D
Department of Prosthodontics
Crown and Bridge
SRI SIDDHARTHA DENTAL COLLEGE
AGALAKOTE, B. H. ROAD, TUMKUR-572107

K. A. Akhawat

Principal/IQAC chairperson

SSDC

Chairperson, IQAC,
Sri Siddhartha Dental College,
TUMKUR.

SRI SIDDHARTHA DENTAL COLLEGE AND HOSPITAL

AGALAKOTE, B.H.ROAD, TUMKUR-572107, KARNATAKA.

Recognized by Dental Council of India, NEW DELHI

A Constituent College of Sri Siddhartha Academy of Higher Education (Deemed-to-be-university) Accredited 'A' Grade by NAAC

Phone No: / Fax No: 0816-2275536

Web: www.ssdctumkur.org

Email: ssdctumkur@gmail.com

Enrichment program Department of Prosthodontics

Topic: BPS Dentures - a new era in complete dentures

Date: 11/12/2019

Attendance Sheet

Sl no	Name of the participant	Reg. No
1	Joel philip george	15SD1012
2	K.p shazia	15SD1013
3	Kasaraneni preneeta	15SD1014
4	Kommuri dakshayani	15SD1015
5	Krishna gayathry. S	15SD1016
6	Laavenaa	15SD1017
7	Lalana.d.n	15SD1018
8	Lambaayum bikramjit	15SD1019
9	M. Darshini	15SD1020
10	Maryam akhtar	15SD1021
11	Megha shaju	15SD1022
12	Ajay	18SET801
13	Arun	18SET802
14	Ayushi	19SET801
15	Ravi teja	19SET802



INCHARGE STAFF



HEAD OF THE DEPARTMENT

F 2004, A.H.P.D
Department of Prosthodontics
Ground Floor
SRI SIDDHARTHA DENTAL COLLEGE
AGALAKOTE, B.H.ROAD, TUMKUR-572107

SRI SIDDHARTHA DENTAL COLLEGE AND HOSPITAL

AGALAKOTE, B.H.ROAD, TUMKUR-572107, KARNATAKA.

Recognized by Dental Council of India, NEW DELHI

A Constituent College of Sri Siddhartha Academy of Higher Education (Deemed-to-be-university) Accredited 'A' Grade by NAAC

Phone No: / Fax No: 0816-2275536

Web: www.ssdtumkur.org

Email: ssdtumkur@gmail.com

FEEDBACK FORM- ENRICHMENT COURSE / PBL / VALUE ADDED PROGRAM

Rating values:

a) Poor =1 b) Average=2 c) Good=3 d) Very good =4 e) Excellent=5

Please Circle the answer which most closely corresponds to your views about each statement

1. Department: Department of prosthodontics
2. Topic: BPS dentures- a new era in complete denture.
3. How well this enrichment course helped to in terms of following statements

Sl. No.	Courses	EXCELLENT	VERY GOOD	GOOD	AVERAGE	POOR
1.	Learning value (in terms of skills, concepts, knowledge, analytical abilities, broadening perspectives)	<input checked="" type="checkbox"/>	<input type="checkbox"/>	<input type="checkbox"/>	<input type="checkbox"/>	<input type="checkbox"/>
2.	Applicability or relevance to real life situations	<input type="checkbox"/>	<input checked="" type="checkbox"/>	<input type="checkbox"/>	<input type="checkbox"/>	<input type="checkbox"/>
3.	Depth and pace of the course content	<input type="checkbox"/>	<input type="checkbox"/>	<input checked="" type="checkbox"/>	<input type="checkbox"/>	<input type="checkbox"/>
4.	Teaching method used	<input type="checkbox"/>	<input checked="" type="checkbox"/>	<input type="checkbox"/>	<input type="checkbox"/>	<input type="checkbox"/>
5.	Overall rating of the enrichment/PBL course	<input type="checkbox"/>	<input checked="" type="checkbox"/>	<input type="checkbox"/>	<input type="checkbox"/>	<input type="checkbox"/>

Any suggestions:

Thank you for your valuable feedback...

SRI SIDDHARTHA DENTAL COLLEGE AND HOSPITAL
AGALAKOTE, B.H.ROAD, TUMKUR-572107, KARNATAKA.

Recognized by Dental Council of India, NEW DELHI

A Constituent College of Sri Siddhartha Academy of Higher Education (Deemed-to-be-university) Accredited 'A' Grade by NAAC

Phone No: / Fax No: 0816-2275536

Web: www.ssdctumkur.org

Email: ssdctumkur@gmail.com

Department of Periodontics

PBL (Problem based learning) Process

Management of gingival recession

Participants: Group of Under-graduate Students

Facilitator: Dr. Sanjay Venugopal

Module 1: Monday

Problem scenario

A 22 yr old female patient complains of receding gums in the lower front tooth. She gives history of receding gums since 2 yr and complains of sensitivity on taking hot and cold. She also complains of poor esthetics.

Clinical examination revealed 41 had recession of gums which were extending upto the muco gingival junction.

The oral hygiene was poor, and had deposits on the affected tooth.

The gingiva was erythematous and there was bleeding of gingiva on gentle probing.

Radiographic evaluation did not show any loss of bone interdentally and there was no periapical radiolucency associated with the tooth.

Learning activity

A group of 4 final year students examined the patient.

The students analyzed the case under the following aspects:

1. Clinical examination.
2. Radiographic evaluation.
3. Diagnosis of the condition.
4. Etiology of the case.
5. Classification of the condition.
6. Treatment approach to the condition.
7. Follow up and maintenance.

Module 1:- Monday

On day one the students recorded the case history and clinically examined the case. The radiographic evaluation of the case was done and finding were noted in the case history.

Module 2:- Wednesday



PROF., & H.O.D.
Dept. Of Periodontics
Sri Siddhartha Dental College
Agalakote, B.H. Road, Tumkur - 572107

Chairman, IQAC,
Sri Siddhartha Dental College,
TUMKUR.

SRI SIDDHARTHA DENTAL COLLEGE AND HOSPITAL

AGALAKOTE, B.H.ROAD, TUMKUR-572107, KARNATAKA.

Recognized by Dental Council of India, NEW DELHI

A Constituent College of Sri Siddhartha Academy of Higher Education (Deemed-to-be-university) Accredited 'A' Grade by NAAC

Phone No: / Fax No: 0816-2275536

Web: www.ssdctumkur.org

Email: ssdctumkur@gmail.com

The group of students discussed with the moderator about the possible cause of the gingival recession and in general the etiology of recession. The students discussed regarding the classification of the gingival recession and then classified the condition.

Module 3:- Friday

The students discussed the treatment options with the moderator. The reasons for treating the condition were discussed like esthetics, sensitivity and difficulty in brushing.

The students discussed the means of surgically correcting the defect and classified the treatment modalities.

Module 4:- Saturday

Since the case required orthodontic intervention, Dr. Vadiraj Udupa was called for the case discussion.

Success rate of the treatment and percentage of relapse over long term was discussed critically through information gathered through text book, scientific articles and internet sources.

Module 5:- Monday

Members of the team work together to create a 'PRODUCT' that brings the problem to a conclusion. The product takes the shape of report, summary and presentation. This helps the student to review and consolidate what they have learnt from the problem.



Sanyay
PROF., & H.O.D.
Dept., Of Periodontics
Sri Siddhartha Dental College
Agalakote, B.H. Road, Tumkur - 572107

K.N. Akhurat
Chairperson, IGAC,
Sri Siddhartha Dental College,
TUMKUR.

SRI SIDDHARTHA DENTAL COLLEGE AND HOSPITAL

AGALAKOTE, B.H.ROAD, TUMKUR-572107, KARNATAKA.

Recognized by Dental Council of India, NEW DELHI

A Constituent College of Sri Siddhartha Academy of Higher Education (Deemed-to-be-university) Accredited 'A' Grade by NAAC

Phone No: / Fax No: 0816-2275536

Web: www.ssdctumkur.org


Email: ssdctumkur@gmail.com


DEPARTMENT OF PERIODONTICS

PROBLEM BASED LEARNING

ATTENDANCE SHEET

S.NO	REGISTER NO.	NAME
1	16SD1001	DENESSHA SIVAKUMAR
2	16SD1002	EVULALIYA ELDO
3	16SD1003	MOHANA PRIYA VIJAYAKUMAR
4	16SD1004	NAGASHREE.S
5	16SD1005	NITHIAH NAGESWARAN


PROF., & H.O.D.
Dept. Of Periodontics
Sri Siddhartha Dental College
Agalakote, B.H. Road, Tumkur - 572107


Chairperson, IOAC,
Sri Siddhartha Dental College,
TUMKUR.

SRI SIDDHARTHA DENTAL COLLEGE AND HOSPITAL

AGALAKOTE, B.H.ROAD, TUMKUR-572107, KARNATAKA.

Recognized by Dental Council of India, NEW DELHI

A Constituent College of Sri Siddhartha Academy of Higher Education (Deemed-to-be-university) Accredited 'A' Grade by NAAC

Phone No: / Fax No: 0816-2275536

Web: www.ssdtumkur.org

Email: ssdtumkur@gmail.com

DEPARTMENT OF PERIODONTICS

FEEDBACK FORM- Problem Based Learning

Rating values:

a) Poor =1 b) Average=2 c) Good=3 d) Very good =4 e) Excellent=5

Please Circle the answer which most closely corresponds to your views about each statement

1. Department: Periodontics

2. Topic: Managing poor patient compliance towards oral hygiene maintenance

3. How well this enrichment course helped to in terms of following statements

Sl. No.	Courses	EXCELLENT	VERY GOOD	GOOD	AVERAGE	POOR
4.	Learning value (in terms of skills, concepts, knowledge, analytical abilities, broadening perspectives)	<input checked="" type="checkbox"/>	<input type="checkbox"/>	<input type="checkbox"/>	<input type="checkbox"/>	<input type="checkbox"/>
5.	Applicability or relevance to real life situations	<input checked="" type="checkbox"/>	<input type="checkbox"/>	<input type="checkbox"/>	<input type="checkbox"/>	<input type="checkbox"/>
6.	Depth and pace of the course content	<input checked="" type="checkbox"/>	<input type="checkbox"/>	<input type="checkbox"/>	<input type="checkbox"/>	<input type="checkbox"/>
7.	Teaching method used	<input checked="" type="checkbox"/>	<input type="checkbox"/>	<input type="checkbox"/>	<input type="checkbox"/>	<input type="checkbox"/>
8.	Overall rating of the enrichment/PBL course	<input checked="" type="checkbox"/>	<input type="checkbox"/>	<input type="checkbox"/>	<input type="checkbox"/>	<input type="checkbox"/>

Any suggestions:

Thank you for your valuable feedback...

SRI SIDDHARTHA DENTAL COLLEGE AND HOSPITAL

AGALAKOTE, B.H.ROAD, TUMKUR-572107, KARNATAKA.

Recognized by Dental Council of India, NEW DELHI

A Constituent College of Sri Siddhartha Academy of Higher Education (Deemed-to-be-university) Accredited 'A' Grade by NAAC

Phone No: / Fax No: 0816-2275536

Web: www.ssdctumkur.org

Email: ssdctumkur@gmail.com

Dept: Of Periodontics

PBL (Problem based learning) Process-1

Management of gingival recession

Participants: Group of Under-graduate Students

Facilitator: Dr. Sanjay Venugopal

Module 1: Monday

Problem scenario

A 22 yr old female patient complains of receding gums in the lower front tooth. She gives history of receding gums since 2 yr and complains of sensitivity on taking hot and cold. She also complains of poor esthetics.

Clinical examination revealed 41 had recession of gums which were extending upto the muco gingival junction.

The oral hygiene was poor, and had deposits on the affected tooth.

The gingiva was erythematous and there was bleeding of gingiva on gentle probing.

Radiographic evaluation did not show any loss of bone interdentally and there was no periapical radiolucency associated with the tooth.

Learning activity


A group of 4 final year students examined the patient.

The students analyzed the case under the following aspects:

1. Clinical examination.
2. Radiographic evaluation.
3. Diagnosis of the condition.
4. Etiology of the case.
5. Classification of the condition.
6. Treatment approach to the condition.
7. Follow up and maintenance.

Module 1:- Monday

On day one the students recorded the case history and clinically examined the case. The radiographic evaluation of the case was done and finding were noted in the case history.


PROF., & H.O.D.
Dept., Of Periodontics
Sri Siddhartha Dental College
Agalakote, B.H. Road, Tumkur - 572107


Chairperson, IQAC,
Sri Siddhartha Dental College,
TUMKUR.

Module 2:- Wednesday

The group of students discussed with the moderator about the possible cause of the gingival recession and in general the etiology of recession. The students discussed regarding the classification of the gingival recession and then classified the condition.

Module 3:- Friday

The students discussed the treatment options with the moderator. The reasons for treating the condition were discussed like esthetics, sensitivity and difficulty in brushing.

The students discussed the means of surgically correcting the defect and classified the treatment modalities.

Module 4:- Saturday

Since the case required orthodontic intervention, Dr. Vadiraj Udupa was called for the case discussion.


Success rate of the treatment and percentage of relapse over long term was discussed critically through information gathered through text book, scientific articles and internet sources.

Module 5:- Monday

Members of the team work together to create a 'PRODUCT' that brings the problem to a conclusion. The product takes the shape of report, summary and presentation. This helps the student to review and consolidate what they have learnt from the problem.



Sanjay
PROF., & H.O.D.
Dept., Of Periodontics
Sri Siddhartha Dental College
Agalakote, B.H. Road, Tumkur - 572107


Chairperson, IOAC,
Sri Siddhartha Dental College,
TUMKUR.

SRI SIDDHARTHA DENTAL COLLEGE AND HOSPITAL

AGALAKOTE, B.H.ROAD, TUMKUR-572107, KARNATAKA.

Recognized by Dental Council of India, NEW DELHI

A Constituent College of Sri Siddhartha Academy of Higher Education (Deemed-to-be-university) Accredited 'A' Grade by NAAC

Phone No: / Fax No: 0816-2275536

Web: www.ssdtumkur.org


Email: ssdtumkur@gmail.com


DEPARTMENT OF PERIODONTICS

PROBLEM BASED LEARNING

ATTENDANCE SHEET

S.NO	REGISTER NO.	NAME
1	19SD1027	Ms. RUTH MURTEM
2	19SD1028	Ms. SAREAZUDDIN
3	19SD1029	Ms.SHOBANA.M
4	19SD1030	Mr. SOUVIK DEY
5	19SD1031	Ms. SYEDA SAJEDA SULTANA


PROF., & H.O.D.
Dept. Of Periodontics
Sri Siddhartha Dental College
Agalakote, B.H. Road, Tumkur - 572107


Chairperson, IQAC,
Sri Siddhartha Dental College,
TUMKUR.

SRI SIDDHARTHA DENTAL COLLEGE AND HOSPITAL

AGALAKOTE, B.H.ROAD, TUMKUR-572107, KARNATAKA.

Recognized by Dental Council of India, NEW DELHI

A Constituent College of Sri Siddhartha Academy of Higher Education (Deemed-to-be-university) Accredited 'A' Grade by NAAC
Phone No: / Fax No: 0816-2275336 Web: www.ssdetumkur.org Email: ssdetumkur@gmail.com

FEEDBACK FORM- Problem Based Learning

Rating values:

a) Poor =1 b) Average=2 c) Good=3 d) Very good =4 e) Excellent=5

Please Circle the answer which most closely corresponds to your views about each statement

1. Department: Periodontics
2. Topic: Management of gingival recession

3. How well this enrichment course helped to in terms of following statements

Sl. No.	Courses	EXCELLENT	VERY GOOD	GOOD	AVERAGE	POOR
1	Learning value (in terms of skills, concepts, knowledge, analytical abilities, broadening perspectives)	✓				
2	Applicability or relevance to real life situations	✓				
3	Depth and pace of the course content	✓				
4	Teaching method used	✓				
5	Overall rating of the enrichment/PBL course	✓				

Any suggestions:

Thank you for your valuable feedback...

Sanjay
PROF. & H.O.D.
Dept. Of Periodontics
Sri Siddhartha Dental College
Agalakote, B.H. Road, Tumkur - 572107

SRI SIDDHARTHA DENTAL COLLEGE AND HOSPITAL

AGALAKOTE, B.H.ROAD, TUMKUR-572107, KARNATAKA.

Recognized by Dental Council of India, NEW DELHI

A Constituent College of Sri Siddhartha Academy of Higher Education (Deemed-to-be-university) Accredited 'A' Grade by NAAC
Phone No: / Fax No: 0816-2275336 Web: www.ssdctumkur.org Email: ssdctumkur@gmail.com

FEEDBACK FORM- Problem Based Learning

Rating values:

a) Poor =1 b) Average=2 c) Good=3 d) Very good =4 e) Excellent=5

Please Circle the answer which most closely corresponds to your views about each statement

1. Department: Periodontics
2. Topic: Managing poor patient compliance towards oral hygiene maintenance


3. How well this enrichment course helped to in terms of following statements

Sl. No.	Courses	EXCELLENT	VERY GOOD	GOOD	AVERAGE	POOR
4.	Learning value (in terms of skills, concepts, knowledge, analytical abilities, broadening perspectives)	✓				
5.	Applicability or relevance to real life situations	✓				
6.	Depth and pace of the course content	✓				
7.	Teaching method used	✓				
8.	Overall rating of the enrichment/PBL course	✓				

Any suggestions:

Thank you for your valuable feedback...

Sanjay
PROF., & H.O.D.
Dept., Of Periodontics
Sri Siddhartha Dental College
Agalakote, B.H. Road, Tumkur - 572107


Chairperson, IQAC,
Sri Siddhartha Dental College,
TUMKUR.

SRI SIDDHARTHA DENTAL COLLEGE AND HOSPITAL

Agalakote, B.H.Road, Tumkur – 572 107. KARNATAKA, INDIA.

Recognized by Dental Council of India, New Delhi

A constituent College of Sri Siddhartha Academy of Higher Education (Deemed-to-be-university) Accredited 'A' Grade by NAAC

Ph. 0816- 2275516 Fax: 0816-2275510 website: sahetumkur.ac.in email: iqac@sahe.in

DEPARTMENT OF PEDODONTICS

PBL (Problem Based Learning)

TITLE : Dentigerous cyst

PARTICIPANTS : Group of Postgraduates and under graduates

FACILITATOR : Dr. Pavana, Senior Lecturer, Department of Pedodontics and Preventive dentistry, SSDC, Tumkur

DATE : 18/11/2019

MODULE : 1

PROBLEM SCENARIO :

A 12 year old male patient with hard swelling on the right upper front tooth region and desires to get it treated

CLINICAL EXAMINATION:revealed that intra oral swelling on the right upper buccal vestibule and measures approx 2*3 cm bordering from distal surface of 14 to distal surface of 53 ,on palpation it was hard in consistency no fluctuation seen ,no tender on palpation .there was no bruit or pulsation .

Treatment Obejectives:

-incision and drainage

-enucleation

-self draining retaining pipe with enucleation

Treatment Done:dentigerous cyst was confirmed diagnosed after aspiration of the straw coloured fluid .based on the above diagnosis ,the patient was planned for decompression of the lesion under local anesthesia using a self training decompression stent followed by extraction of 53 and evaluation of eruption status of the

HOD

PRINCIPAL

DEPARTMENT OF PEDODOTICS AND PREVENTIVE DENTISTRY

Dept. Of Pedodontics
Sri Siddhartha Dental College
Agalakote, Tumkur - 572 107

SRI SIDDHARTHA DENTAL COLLEGE AND HOSPITAL

Agalakote, B.H.Road, Tumkur - 572 107. KARNATAKA, INDIA.

Recognized by Dental Council of India, New Delhi

A constituent College of Sri Siddhartha Academy of Higher Education (Deemed-to-be-university) Accredited 'A' Grade by NAAC

Ph. 0816- 2275516 Fax: 0816-2275510 website: sahetumkur.ac.in email: iqac@sahe.in

successor teeth. After explaining and obtaining the consent from parent of the patient treatment was started beginning with the fabrication .under local anesthesia ,the cyst was accessed and a window measureing 3mm*3mm was made on the labial vestibule corresponding to 53. The end was slit into 4 equal parts and the edges were bent outward to form flanges.the flanges of the stent were straightened and inserted using an artery forceps and they open up once inside the cystic cavity. Copious irrigation with normal saline was done to evacuate all the intra cystic fluids.



HOD

DEPARTMENT OF PEDODOTICS AND PREVENTIVE DENTISTRY

SRI SIDDHARTHA DENTAL COLLEGE
AGALAKOTE, B.H.ROAD, TUMKUR-572107
Ph. 0816-2275516 Fax: 0816-2275510 website: sahetumkur.ac.in email: iqac@sahe.in



PRINCIPAL

Principal

Sri Siddhartha Dental College
Agalakote, B.H.Road, Tumkur-572107

SRI SIDDHARTHA DENTAL COLLEGE AND HOSPITAL

Agalakote, B.H.Road, Tumkur - 572 107. KARNATAKA, INDIA.

Recognized by Dental Council of India, New Delhi

A constituent College of Sri Siddhartha Academy of Higher Education (Deemed-to-be-university) Accredited 'A' Grade by NAAC

Ph. 0816- 2275516 Fax: 0816-2275510 website: sahetumkur.ac.in email: iqac@sahe.in

FEEDBACK FORM PBL

Rating values:

a) Poor =1 b) Average=2 c) Good=3 d) Very good =4 e) Excellent=5

Please Circle the answer which most closely corresponds to your views about each statement

1. Department: Pedodontics and preventive dentistry

2. Topic: DENTIGEROUS CYST

3. How well this enrichment course helped to in terms of following statements

Sl. No.	Courses	EXCELLENT	VERY GOOD	GOOD	AVERAGE	POOR
	Learning value (in terms of skills, concepts, knowledge, analytical abilities, broadening perspectives)		✓			
	Applicability or relevance to real life situations		✓			
	Depth and pace of the course content			✓		
	Teaching method used			✓		
	Overall rating of the enrichment/PBL course			✓		

Any suggestions:

D. Agalakote

HOD

DEPARTMENT OF PEDODOTICS AND PREVENTIVE DENTISTRY

K.A. Ashwath

PRINCIPAL

Principal

Sri Siddhartha Dental College
Agalakota, B.H.Road, Tumkur-572107

Dept. Of Pedodontics
Sri Siddhartha Dental College
Agalakota, B.H. Road, Tumkur - 572107

SRI SIDDHARTHA DENTAL COLLEGE AND HOSPITAL

Agalakote, B.H.Road, Tumkur - 572 107. KARNATAKA, INDIA.

Recognized by Dental Council of India, New Delhi

A constituent College of Sri Siddhartha Academy of Higher Education (Deemed-to-be-university) Accredited 'A' Grade by NAAC

Ph. 0816-2275516 Fax: 0816-2275510 website: sahetumkur.ac.in email: iqac@sahe.in

DEPARTMENT OF PEDODONTICS AND PREVENTIVE DENTISTRY

LIST OF ATTENDEES

TACTILE SEANSATION PROGRAM-FEEL THE DROP

Sl No	University Reg. No	Name of the student
1	17SD1001	ARYA KRISHNAN.D
2	18SET801	DR. AJAY G B
3	18SET802	Dr.ARUN THOMAS PHILIP
4	18SED801	Dr.EMIL SANTHOSH MANI
5	18SED802	Dr.NIMMY ELSA SAMUEL
6	18SEX801	Dr.CHIRAG M A
7	18SEX802	Dr.ADITYA SAMANTARAY
8	18SEP801	Dr. CHITNIS PRANJAL PRAVEEN
9	18SEP802	Dr.KIRAN TRESSA TOM
10	18SEO801	Dr.MAYANK KHANDELWAL
11	18SEO802	Dr.SWAROOP S
12	18SEA801	Dr.SUBA RANJANA B
13	19SET801	Dr.AYUSHI JAIN D
14	19SET802	Dr.BOPPANA VENKATA HEMANATH RAVI TEJA
15	19SED801	Dr.HEMA M
16	19SED802	Dr.KARTHIKEYAN N
17	19SEX801	Dr.MANEESHA
18	19SEX802	Dr.SAVITA SAHU
19	19SEP801	Dr. DEEPSHIKA PRADHAN
20	19SEP802	Dr.NIKETHANA D
21	19SEO801	Dr.SANGEETHA R V
22	17SD1030	NIKITHA.T
23	17SD1031	AISHWARYA.T
24	19SEO802	Dr.SAJIN SAM
25	19SEA801	Dr. NISHA GUPTA
26	19SEA802	Dr.SHRIMAHALAKSHMI D
27	17SD1021	AKSHAYA S
28	17SD1022	AKSHIKLYA MARIA
29	17SD1023	TORIYA M SHAJI
30	17SD1024	SAHANA.K
31	17SD1025	GOPAVARAM HARSHA PRIYA
32	17SD1026	SAYED ASSIF HUSAIN
33	17SD1027	NEHA MOHAN

HOD

PRINCIPAL

DEPARTMENT OF PEDODOTICS AND PREVENTIVE DENTISTRY

Dept. of Pedodontics
Sri Siddhartha Dental College
Agalakote, B.H. Road, Tumkur - 572107

SRI SIDDHARTHA DENTAL COLLEGE AND HOSPITAL

Agalakote, B.H.Road, Tumkur – 572 107. KARNATAKA, INDIA.

Recognized by Dental Council of India, New Delhi

A constituent College of Sri Siddhartha Academy of Higher Education (Deemed-to-be-university) Accredited 'A' Grade by NAAC

Ph. 0816- 2275516 Fax: 0816-2275510 website: sahetumkur.ac.in email: iqac@sahe.in

DEPARTMENT OF PEDODONTICS

PBL (Problem Based Learning)

TITLE : ANKYLOGLOSSIA

PARTICIPANTS : Group of Postgraduates and under graduates

FACILITATOR : Dr. Aravind, Lecturer, Department of Pedodontics and Preventive dentistry, SSDC, Tumkur

DATE : 16/08/2019

MODULE : 1

PROBLEM SCENARIO :

A 9 year old male patient reported to the department complaining difficulty in speech and chewing solid food

CLINICAL EXAMINATION:revealed that the had ankyloglossia with thick frenum ,restricted tongue movements like protrusion ,lifting of the tip of the tongue and bifid or heart shape of the anterior tip of the tongue was observed

Treatment options:

-scalpal frenectomy

-electrocautery

-laser frenectomy

Treatment done:

Frenum attachment was revised by conventional frenectomy.a topical anesthetic was applied to the under side of the tongue following with block anesthesia was given .after achieving objective symptoms, a suture was passed at the middle of the tongue to control its

movements ,and diamond shaped incision is made to release the

HOD

DEPARTMENT OF PEDODONTICS AND PREVENTIVE DENTISTRY

PRINCIPAL

SRI SIDDHARTHA DENTAL COLLEGE AND HOSPITAL

Agalakote, B.H.Road, Tumkur – 572 107. KARNATAKA, INDIA.

Recognized by Dental Council of India, New Delhi

A constituent College of Sri Siddhartha Academy of Higher Education (Deemed-to-be-university) Accredited 'A' Grade by NAAC

Ph. 0816- 2275516 Fax: 0816-2275510 website: sahetumkur.ac.in email: iqac@sahe.in

complete frenum. On achieving homeostasis, the area was sutured.

The patient was discharged with post operative instructions.



HOD

DEPARTMENT OF PEDODONTICS AND PREVENTIVE DENTISTRY

Sri Siddhartha Academy of Higher Education
Dental College
Agalakote, B.H.Road, Tumkur - 572107



PRINCIPAL

Principal

Sri Siddhartha Dental College
Agalakote, B.H.Road, Tumkur-572107

SRI SIDDHARTHA DENTAL COLLEGE AND HOSPITAL

Agalakote, B.H.Road, Tumkur – 572 107. KARNATAKA, INDIA.

Recognized by Dental Council of India, New Delhi

A constituent College of Sri Siddhartha Academy of Higher Education (Deemed-to-be-university) Accredited 'A' Grade by NAAC

Ph. 0816- 2275516 Fax: 0816-2275510 website: sahetumkur.ac.in email: iqac@sahe.in

FEEDBACK FORM PBL

Rating values:

a) Poor =1 b) Average=2 c) Good=3 d) Very good =4 e) Excellent=5

Please Circle the answer which most closely corresponds to your views about each statement

1. Department: Pedodontics and preventive dentistry

2. Topic: *Ankyloglossia*

3. How well this enrichment course helped to in terms of following statements

Sl. No.	Courses	EXCELLENT	VERY GOOD	GOOD	AVERAGE	POOR
	Learning value (in terms of skills, concepts, knowledge, analytical abilities, broadening perspectives)		✓			
	Applicability or relevance to real life situations	✓				
	Depth and pace of the course content	✓				
	Teaching method used	✓				
	Overall rating of the enrichment/PBL course	✓				

Any suggestions:

D. Jayalakshmi

HOD

DEPARTMENT OF PEDODONTICS AND PREVENTIVE DENTISTRY

Dept. of Pedodontics
Sri Siddhartha Dental College
Agalakote, B.H. Road, Tumkur - 572107

K.R. Ashwath

PRINCIPAL

Principal
Sri Siddhartha Dental College
Agalakote, B.H.Road, Tumkur-572107

SRI SIDDHARTHA DENTAL COLLEGE AND HOSPITAL

Agalakote, B.H.Road, Tumkur - 572 107. KARNATAKA, INDIA.

Recognized by Dental Council of India, New Delhi

A constituent College of Sri Siddhartha Academy of Higher Education (Deemed-to-be-university) Accredited 'A' Grade by NAAC

Ph. 0816- 2275516 Fax: 0816-2275510 website: sahetumkur.ac.in email: iqac@sahe.in

DEPARTMENT OF PEDODONTICS AND PREVENTIVE DENTISTRY

LIST OF ATTENDEES

TACTILE SENSATION DEVELOPMENT PROGRAM- SOFT CARIES REMOVAL

Sl No	University Reg. No	Name of the student
1	17SD1006	MEGHANA SATISH
2	17SD1007	SANGAMITHRA.N
3	17SD1008	R. MEGHANA
4	17SD1009	HARISANKAR
5	17SD1001	ARYA KRISHNAN. D
6	17SD1002	AAYUSHI BUDHRAM
7	17SD1003	BHUSHAN ANKUSH
8	17SD1004	HARSHITA. D
9	17SD1005	IFFAT SHARIF
10	17SD1031	AISHWARIYA.T
11	17SD1011	SRUTHI.G
12	17SD1012	HARSHITA.M.R
13	17SD1013	S.SUSHMA
14	17SEX802	Dr.VISHNU MUTHUKAD
15	17SEO801	Dr.JIBIN K SABU
16	17SEA802	Dr.LAKSHMI PRIYA A
17	17SEA801	DR. DHANYA JOHN
18	17SD1014	ANUSHA R
19	17SD1015	KURUBA HIMAVARDHINI
20	17SD1016	SNEHA.C
21	17SD1017	HARIPRIYA LAISHRAM
22	17SD1018	VEERA BOYINA JASWANTHI
23	17SD1019	ALEX.DAS.Y

HOD

DEPARTMENT OF PEDODONTICS AND PREVENTIVE DENTISTRY

Dept. Of Pedodontics
Recognized by the Dental Council of India
Agalakote, B.H. Road, Tumkur - 572107

K.N. Ashwath
PRINCIPAL

Principal

Sri Siddhartha Dental College
Agalakote, B.H. Road, Tumkur-572107

SRI SIDDHARTHA DENTAL COLLEGE AND HOSPITAL

AGALAKOTE, B.H.ROAD, TUMKUR-572107, KARNATAKA.

Recognized by Dental Council of India, NEW DELHI

A Constituent College of Sri Siddhartha Academy of Higher Education (Deemed-to-be-university) Accredited 'A' Grade by NAAC

Phone No: / Fax No: 0816-2275536

Web: www.ssdctumkur.org

Email: ssdctumkur@gmail.com

DEPARTMENT OF ORTHODONTICS

CIRCULAR

Date: 24.01.2020


A problem-based learning is scheduled on 28/01/2020 at 10.am for post graduate students on the topic of “**management of highly placed canine**”. Resource person for the program is Dr Madhusudhan V and Dr Chethan Kumar D. Hereby post graduate students are informed to prepare on the same topic to gain the maximum benefits.


Signature of HOD

Dr. Srinivasa H

Prof. & H.O.D

Department of Orthodontics
Sri Siddhartha Dental College
Tumkur - 572107.



Signature of Principal

Dr. Kashinath

Principal

Sri Siddhartha Dental College
Agalakote, B.H.Road, Tumkur-572107

SRI SIDDHARTHA DENTAL COLLEGE AND HOSPITAL

AGALAKOTE, B.H.ROAD, TUMKUR-572107, KARNATAKA.

Recognized by Dental Council of India, NEW DELHI

A Constituent College of Sri Siddhartha Academy of Higher Education (Deemed-to-be-university) Accredited 'A' Grade by NAAC

Phone No: / Fax No: 0816-2275536

Web: www.ssdctumkur.org

Email: ssdctumkur@gmail.com

PROBLEM BASED LEARNING

Date: 28/01/2020

Participants: Group of Post Graduate students

Facilitator: Dr Madhusudhan V, Prof & Head

Resource person: 1) Dr. Chethan Kumar D, Senior Lecturer

Module – 1

Problem Scenario: A 18 year old Female patient complains of missing teeth in the upper left, lower left tooth region and irregularly placed upper front teeth, on clinical examination number of tooth present

7654321	124567
7654321	1234567

Generalized Stains and calculus

On Radiographic examination: impaction of tooth in relation to

87654321	12345678
87654321	12345678

Provisional Diagnosis: Angles class 1 malocclusion with impacted 23(Mesioangular impaction)

Learning activity on module -1

- Analyze the case
- Problem list
- Impacted 23

There is impacted tooth with respect to 23

List the unknown

- Bonding on Impacted tooth
- How to manage impacted teeth

List what needs to be done

- Initial alignment of arches and stabilizing the arch with heavier gauge wire.
- Surgical exposure of impacted tooth
- Forced eruption of impacted tooth to occlusion

SRI SIDDHARTHA DENTAL COLLEGE AND HOSPITAL

AGALAKOTE, B.H.ROAD, TUMKUR-572107, KARNATAKA.

Recognized by Dental Council of India, NEW DELHI

A Constituent College of Sri Siddhartha Academy of Higher Education (Deemed-to-be-university) Accredited 'A' Grade by NAAC

Phone No: / Fax No: 0816-2275536

Web: www.ssdctumkur.org

Email: ssdctumkur@gmail.com

Department of Orthodontics

Attendance Sheet

03/10/2019	Orthodontic management of mesiodens	05
------------	-------------------------------------	----

Sl.No.	Student Name	Register numbers
1.	Dr. Mayank	18SEO801
2.	Dr. Chethan	16SEO802
3.	Dr. Tobin Thomas	16SEO802
4.	Dr. Swaroop	18SEO802
5.	Dr. Jibin	17SEO801



**Signature
Prof & HOD**

Prof. & H.O.D

Department of Orthodontics
Sri Siddhartha Dental College
Tumkur - 572107.



**Signature
Principal**

Principal

Sri Siddhartha Dental College
Agalakote, B.H.Road, Tumkur-572107

SRI SIDDHARTHA DENTAL COLLEGE AND HOSPITAL

AGALAKOTE, B.H.ROAD, TUMKUR-572107, KARNATAKA.

Recognized by Dental Council of India, NEW DELHI

A Constituent College of Sri Siddhartha Academy of Higher Education (Deemed-to-be-university) Accredited 'A' Grade by NAAC

Phone No: / Fax No: 0816-2275536

Web: www.ssdctumkur.org

Email: ssdctumkur@gmail.com

FEEDBACK FORM: Problem Based Learning

Please Circle the answer which most closely corresponds to your views about each statement

Department: Department of Orthodontics

Title: "Orthodontic management of mesiodens".

1. Institution conducting programmes to enhance the competency of faculty and students

e) Strongly agree Agree c) Disagree d) Strongly Disagree

2. Applicability / relevance and learning values in terms of skills, concept and knowledge of the program

e) Strongly agree Agree c) Disagree d) Strongly Disagree

3. How periodically you need these programmes to be conducted

e) Monthly Quarterly c) Half yearly d) Yearly

4. These programmes are helping you to update recent trends

a) Strongly agree Agree c) Disagree d) Strongly Disagree

5. Overall how would you like to rate the programme;

a) Poor b) Average c) Good Very good e) Excellent

Suggestions (if any): no suggestion

Thank you for your valuable feedback....